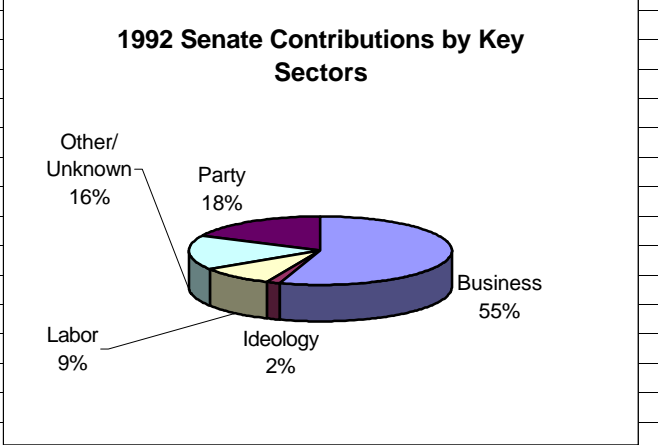
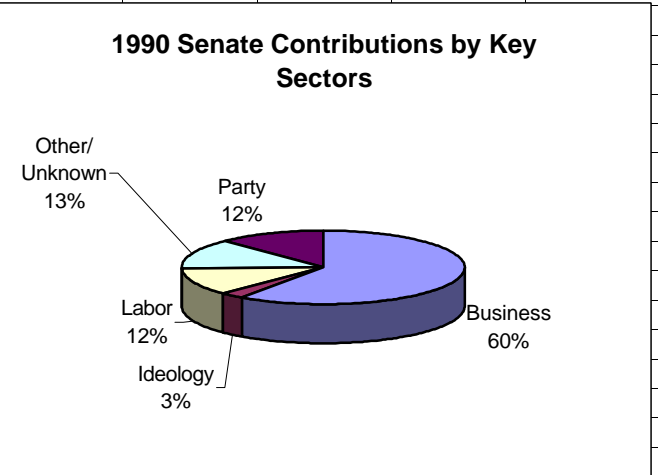
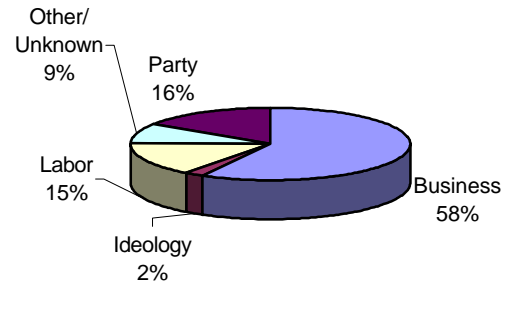
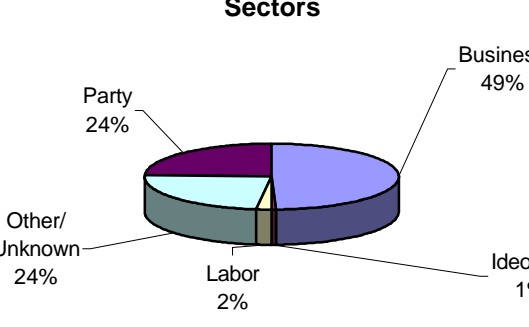


Senate Contributions by Key Sectors

	Economic Interest Group	Total Contributions							
<b>1 9 9 0</b>	Agriculture	\$30,768							
	Communications/Electronics	\$40,614							
	Construction	\$56,734							
	Fin/Ins/Real Estate	\$155,661	<b>Summary data</b>						
	Health	\$90,992	Business	\$992,093					
	Ideology/Single issue	\$44,164	Ideology	\$44,164					
	Labor	\$200,437	Labor	\$200,437					
	Lawyers/Lobbyists	\$72,811	Other/Unknown	\$220,125					
	Misc Bus	\$321,960	Party	\$204,317					
	Other	\$32,946		<b>\$1,661,136</b>					
	Party	\$204,317							
	Resource Industries	\$183,882							
	Contributions \$50 or less/unknown	\$107,478							
	Transportation	\$38,671							
	Unknown	\$79,701							
			<b>\$1,661,136</b>						
<b>1 9 9 2</b>	Agriculture	\$147,473							
	Communications/Electronics	\$69,027							
	Construction	\$70,635	<b>Summary data</b>						
	Fin/Ins/Real Estate	\$139,938	Business	\$1,151,869					
	Health	\$120,214	Ideology	\$37,011					
	Ideology/Single issue	\$37,011	Labor	\$192,549					
	Labor	\$192,549	Other/Unknown	\$342,715					
	Lawyers/Lobbyists	\$57,080	Party	\$373,934					
	Misc Bus	\$253,028		<b>\$2,098,078</b>					
	Other	\$25,979							
	Party	\$373,934							
	Resource Industries	\$254,959							
	Contributions \$50 or less/unknown	\$91,207							
	Transportation	\$39,515							
	Unknown	\$225,529							
			<b>\$2,098,078</b>						



## Senate Contributions by Key Sectors

1 9 9 4	Agriculture	\$104,339	<b>Summary data</b>		<h3 style="margin: 0;">1994 Senate Contributions by Key Sectors</h3> 
	Communications/Electronics	\$75,579	Business	\$1,684,513	
	Construction	\$81,519	Ideology	\$60,576	
	Fin/Ins/Real Estate	\$257,257	Labor	\$441,538	
	Health	\$127,442	Other/Unknown	\$252,330	
	Ideology/Single issue	\$60,576	Party	\$462,735	
	Labor	\$441,538		<b>\$2,901,692</b>	
	Lawyers/Lobbyists	\$116,285			
	Misc Bus	\$497,978			
	Other	\$66,767			
	Party	\$462,735			
	Resource Industries	\$380,299			
	Contributions \$50 or less/unknown	\$137,734			
	Transportation	\$43,815			
	Unknown	\$47,829			
		<b>\$2,901,692</b>			
1 9 9 6	Agriculture	\$33,906			<h3 style="margin: 0;">1996 Senate Contributions by Key Sectors</h3> 
	Communications/Electronics	\$17,623			
	Construction	\$36,014			
	Fin/Ins/Real Estate	\$61,642	<b>Summary data</b>		
	Health	\$42,566	Business	\$436,911	
	Ideology/Single issue	\$5,287	Ideology	\$5,287	
	Labor	\$18,010	Labor	\$18,010	
	Lawyers/Lobbyists	\$56,330	Other/Unknown	\$212,675	
	Misc Bus	\$77,849	Party	\$212,995	
	Other	\$79,910		<b>\$885,878</b>	
	Party	\$212,995			
	Resource Industries	\$87,451			
	Contributions \$50 or less/unknown	\$94,357			
	Transportation	\$23,530			
	Unknown	\$38,408			
		<b>\$885,878</b>			

## Senate Contributions by Key Sectors

1 9 9 8	Agriculture	\$79,478	<b>Summary data</b>		<p><b>1998 Senate Contributions by Key Sectors</b></p> <table border="1" style="margin: 10px auto; border-collapse: collapse;"> <caption>1998 Senate Contributions by Key Sectors</caption> <thead> <tr> <th>Sector</th> <th>Percentage</th> </tr> </thead> <tbody> <tr> <td>Business</td> <td>54%</td> </tr> <tr> <td>Party</td> <td>24%</td> </tr> <tr> <td>Labor</td> <td>12%</td> </tr> <tr> <td>Other/Unknown</td> <td>9%</td> </tr> <tr> <td>Ideology</td> <td>1%</td> </tr> </tbody> </table>	Sector	Percentage	Business	54%	Party	24%	Labor	12%	Other/Unknown	9%	Ideology	1%													
	Sector	Percentage																												
	Business	54%																												
	Party	24%																												
	Labor	12%																												
	Other/Unknown	9%																												
	Ideology	1%																												
	Communications/Electronics	\$85,238	Business	\$1,898,744																										
	Construction	\$133,469	Ideology	\$49,125																										
	Fin/Ins/Real Estate	\$285,076	Labor	\$431,969																										
	Health	\$228,528	Other/Unknown	\$317,483																										
	Ideology/Single issue	\$49,125	Party	\$866,685																										
	Labor	\$431,969		<b>\$3,564,006</b>																										
	Lawyers/Lobbyists	\$145,716																												
	Misc Bus	\$489,565																												
	Other	\$102,611																												
Party	\$866,685																													
Resource Industries	\$337,106																													
Contributions \$50 or less/unknown	\$133,591																													
Transportation	\$114,568																													
Unknown	\$81,281																													
	<b>\$3,564,006</b>																													
2 0 0 0	Agriculture	\$428,989		<p><b>A: 2000 Senate Contributions by Key Sectors - Party and Candidate Separate</b></p> <table border="1" style="margin: 10px auto; border-collapse: collapse;"> <caption>A: 2000 Senate Contributions by Key Sectors - Party and Candidate Separate</caption> <thead> <tr> <th>Sector</th> <th>Percentage</th> </tr> </thead> <tbody> <tr> <td>Business</td> <td>45%</td> </tr> <tr> <td>Party</td> <td>34%</td> </tr> <tr> <td>Labor</td> <td>10%</td> </tr> <tr> <td>Other/Unknown</td> <td>9%</td> </tr> <tr> <td>Candidate</td> <td>1%</td> </tr> <tr> <td>Ideology</td> <td>2%</td> </tr> </tbody> </table> <p><b>B: 2000 Senate Contributions by Key Sectors - Party and Candidate Grouped</b></p> <table border="1" style="margin: 10px auto; border-collapse: collapse;"> <caption>B: 2000 Senate Contributions by Key Sectors - Party and Candidate Grouped</caption> <thead> <tr> <th>Sector</th> <th>Percentage</th> </tr> </thead> <tbody> <tr> <td>Business</td> <td>45%</td> </tr> <tr> <td>Party/Candidate</td> <td>33%</td> </tr> <tr> <td>Labor</td> <td>10%</td> </tr> <tr> <td>Other/Unknown</td> <td>9%</td> </tr> <tr> <td>Ideology</td> <td>2%</td> </tr> </tbody> </table>	Sector	Percentage	Business	45%	Party	34%	Labor	10%	Other/Unknown	9%	Candidate	1%	Ideology	2%	Sector	Percentage	Business	45%	Party/Candidate	33%	Labor	10%	Other/Unknown	9%	Ideology	2%
	Sector	Percentage																												
	Business	45%																												
	Party	34%																												
	Labor	10%																												
	Other/Unknown	9%																												
	Candidate	1%																												
	Ideology	2%																												
	Sector	Percentage																												
	Business	45%																												
	Party/Candidate	33%																												
	Labor	10%																												
	Other/Unknown	9%																												
	Ideology	2%																												
	Candidate	\$74,860	<b>Summary data A</b>																											
	Communic/Electronics	\$108,425	Business		\$2,321,769																									
Construction	\$177,004	Ideology	\$128,326																											
Energy/Nat Resource	\$169,244	Labor	\$540,084																											
Fin/Ins/Real Estate	\$334,703	Other/Unknown	\$439,987																											
General Business	\$711,379	Party	\$1,750,911																											
Health	\$249,969	Candidate	\$74,860																											
Ideology/Single Issue	\$128,326		<b>\$5,255,937</b>																											
Labor	\$540,084																													
Lawyers & Lobbyists	\$78,054																													
Non-Contribution	\$750	<b>Summary data B</b>																												
Other	\$164,316	Business	\$2,321,769																											
Party	\$1,750,911	Ideology	\$128,326																											
Contributions \$50 or less/unknown	\$134,090	Labor	\$540,084																											
Transportation	\$64,002	Other/Unknown	\$439,987																											
Unknown	\$140,831	Party/Candidate	\$1,825,771																											
	<b>\$5,255,937</b>		<b>\$5,255,937</b>																											

## Senate Contributions by Key Sectors

2 0 0 2	Agriculture	\$419,408		
	Candidate Contributions	\$83,008	<b>Summary data A</b>	
	Communications & Electronics	\$102,473	Business	\$3,129,919
	Construction	\$338,750	Ideology	\$223,201
	Energy & Natural Resources	\$162,022	Labor	\$769,120
	Finance, Insurance & Real Estate	\$369,492	Other/Unknown	\$588,755
	General Business	\$741,748	Party	\$1,404,123
	Health	\$422,731	Candidate	\$83,008
	Ideology/Single Issue	\$223,201		<b>\$6,198,126</b>
	Labor	\$769,120		
	Lawyers & Lobbyists	\$403,344		
	Non-Contributions	\$2,747	<b>Summary data B</b>	
	Other/Retiree/Civil Servants	\$335,734	Business	\$3,129,919
	Party	\$1,404,123	Ideology	\$223,201
	Contributions \$50 or less/unknown	\$187,494	Labor	\$769,120
	Transportation	\$169,951	Other/Unknown	\$588,755
	Unknown	\$62,780	Party/Candidate	\$1,487,131
		<b>\$6,198,126</b>		<b>\$6,198,126</b>

