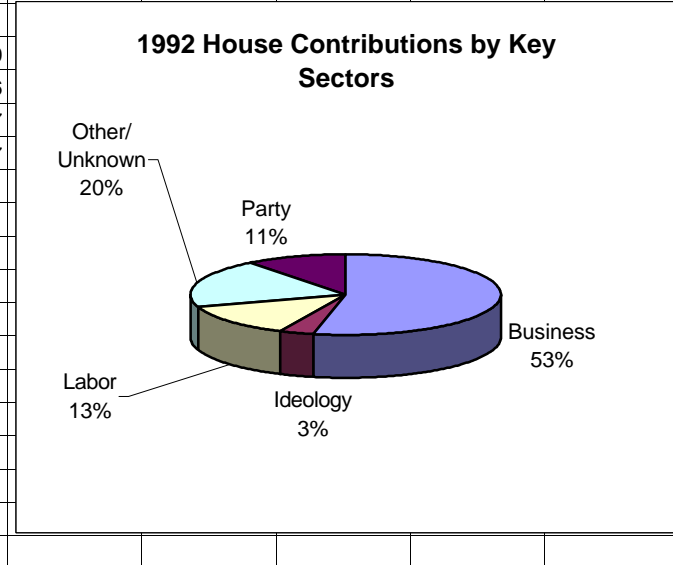
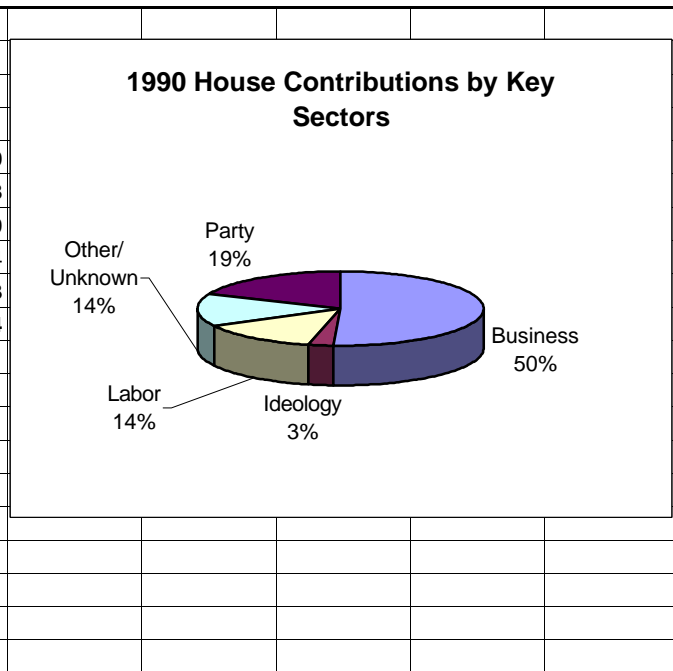


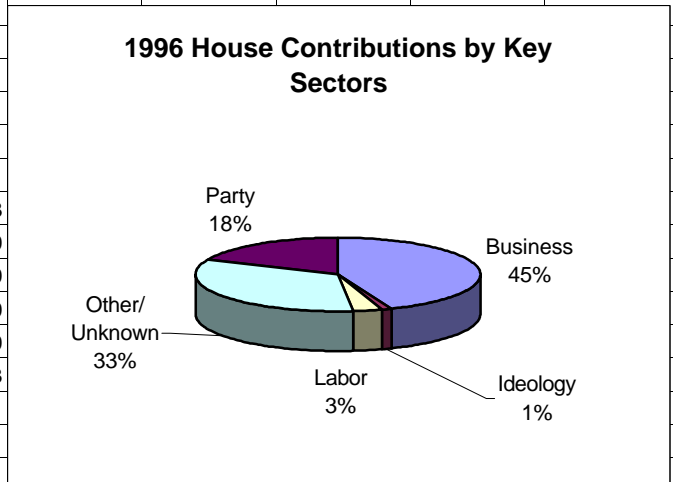
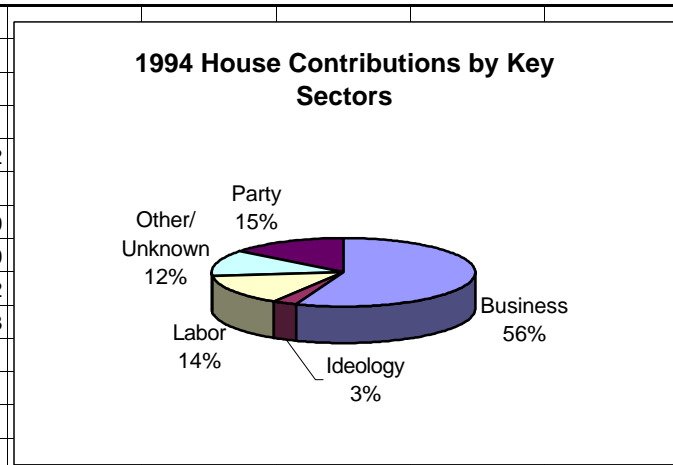
House Contributions by Key Sectors
1990 - 2000

YR	Group	Sum of Contribs	Office		
OR90	Agriculture	\$131,282	H		
OR90	Communications/Electronics	\$108,775	H		
OR90	Construction	\$137,581	H	Summary data - 90	
OR90	Fin/Ins/Real Estate	\$357,026	H	Business	\$2,092,030
OR90	Health	\$256,658	H	Ideology	\$111,878
OR90	Ideology/Single issue	\$111,878	H	Labor	\$559,829
OR90	Labor	\$559,829	H	Other/Unknown	\$583,414
OR90	Lawyers/Lobbyists	\$94,375	H	Party	\$762,693
OR90	Misc Bus	\$500,885	H		\$4,109,844
OR90	Other	\$72,178	H		
OR90	Party	\$762,693	H		
OR90	Resource Industries	\$440,538	H		
OR90	Contributions \$50 or less/unknown	\$265,247	H		
OR90	Transportation	\$64,910	H		
OR90	Unknown	\$245,989	H		
		\$4,109,844			
OR92	Agriculture	\$197,889	H	Summary data - 92	
OR92	Communications/Electronics	\$179,849	H	Business	\$3,268,131
OR92	Construction	\$250,658	H	Ideology	\$211,000
OR92	Fin/Ins/Real Estate	\$517,702	H	Labor	\$796,646
OR92	Health	\$338,485	H	Other/Unknown	\$1,196,367
OR92	Ideology/Single issue	\$211,000	H	Party	\$647,997
OR92	Labor	\$796,646	H		\$6,120,141
OR92	Lawyers/Lobbyists	\$222,788	H		
OR92	Misc Bus	\$698,297	H		
OR92	Other	\$115,974	H		
OR92	Party	\$647,997	H		
OR92	Resource Industries	\$752,571	H		
OR92	Contributions \$50 or less/unknown	\$454,048	H		
OR92	Transportation	\$109,892	H		
OR92	Unknown	\$626,345	H		
		\$6,120,141			



House Contributions by Key Sectors
1990 - 2000

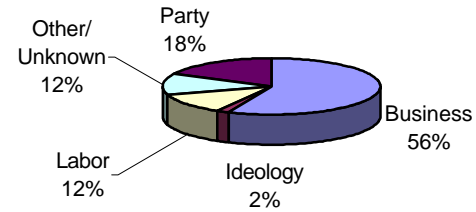
OR94	Agriculture	\$341,722	H		
OR94	Communications/Electronics	\$243,814	H		
OR94	Construction	\$296,917	H		
OR94	Fin/Ins/Real Estate	\$699,343	H		
OR94	Health	\$382,274	H	Summary data - 94	
OR94	Ideology/Single issue	\$252,731	H	Business	\$4,542,182
OR94	Labor	\$1,177,179	H	Ideology	\$252,731
OR94	Lawyers/Lobbyists	\$276,177	H	Labor	\$1,177,179
OR94	Misc Bus	\$1,365,291	H	Other/Unknown	\$978,849
OR94	Other	\$333,794	H	Party	\$1,186,072
OR94	Party	\$1,186,072	H		\$8,137,013
OR94	Resource Industries	\$823,510	H		
OR94	Contributions \$50 or less/unknown	\$449,899	H		
OR94	Transportation	\$113,134	H		
OR94	Unknown	\$195,156	H		
		\$8,137,013			
OR96	Agriculture	\$77,091	H		
OR96	Communications/Electronics	\$70,560	H		
OR96	Construction	\$124,999	H	Summary data - 96	
OR96	Fin/Ins/Real Estate	\$193,756	H	Business	\$1,111,833
OR96	Health	\$137,856	H	Ideology	\$25,550
OR96	Ideology/Single issue	\$25,550	H	Labor	\$86,260
OR96	Labor	\$86,260	H	Other/Unknown	\$837,910
OR96	Lawyers/Lobbyists	\$121,955	H	Party	\$464,130
OR96	Misc Bus	\$166,964	H		\$2,525,683
OR96	Other	\$284,717	H		
OR96	Party	\$464,130	H		
OR96	Resource Industries	\$168,356	H		
OR96	Contributions \$50 or less/unknown	\$443,219	H		
OR96	Transportation	\$50,296	H		
OR96	Unknown	\$109,974	H		
		\$2,525,683			



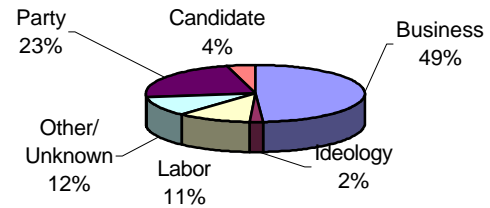
House Contributions by Key Sectors
1990 - 2000

OR98	Agriculture	\$234,639	H	Summary data - 98	
OR98	Communications/Electronics	\$225,573	H	Business	\$4,999,343
OR98	Construction	\$317,312	H	Ideology	\$181,757
OR98	Fin/Ins/Real Estate	\$660,786	H	Labor	\$1,053,661
OR98	Health	\$519,641	H	Other/Unknown	\$1,054,706
OR98	Ideology/Single issue	\$181,757	H	Party	\$1,587,375
OR98	Labor	\$1,053,661	H		\$8,876,842
OR98	Lawyers/Lobbyists	\$239,502	H		
OR98	Misc Bus	\$1,656,987	H		
OR98	Other	\$386,258	H		
OR98	Party	\$1,587,375	H		
OR98	Resource Industries	\$884,723	H		
OR98	Contributions \$50 or less/unknown	\$365,658	H		
OR98	Transportation	\$260,180	H		
OR98	Unknown	\$302,790	H		
		\$8,876,842			
				Summary data - 00	
OR 00	Agriculture	\$808,534	H	Business	\$5,403,622
OR 00	Candidate	\$476,299	H	Ideology	\$230,088
OR 00	Communic/Electronics	\$284,350	H	Labor	\$1,193,559
OR 00	Construction	\$529,603	H	Other/Unknown	\$1,269,502
OR 00	Defense	\$250	H	Party	\$2,506,031
OR 00	Energy/Nat Resource	\$345,219	H	Candidate	\$476,299
OR 00	Fin/Ins/Real Estate	\$692,575	H		\$11,079,101
OR 00	General Business	\$1,541,566	H		
OR 00	Health	\$658,649	H		
OR 00	Ideology/Single Issue	\$230,088	H		
OR 00	Labor	\$1,193,559	H		
OR 00	Lawyers & Lobbyists	\$328,959	H	Summary data - 00	
OR 00	Non-Contribution	\$3,750	H	Business	\$5,403,622
OR 00	Other	\$493,282	H	Ideology	\$230,088
OR 00	Party	\$2,506,031	H	Labor	\$1,193,559
OR 00	Contributions \$50 or less/unknown	\$343,882	H	Other/Unknown	\$1,269,502
OR 00	Transportation	\$213,917	H	Party/Candidate	\$2,982,330
OR 00	Unknown	\$428,588	H		\$11,079,101
		\$11,079,101			

1998 House Contributions by Key Sectors



2000 House Contributions by Key Sectors - Party and Candidate Separate



2000 House Contributions by Key Sectors

